

TIGRIS™ Flumioxazin XLT™

FLUMIOXAZIN	GROUP	14	HERBICIDE
CHLORIMURON-ETHYL	GROUP	2	HERBICIDE

Herbicide

Contains flumioxazin and chlorimuron-ethyl, the active ingredients used in Valor® XLT.

For Weed Control In Soybeans

ACTIVE INGREDIENTS:	(% by weight)
Flumioxazin ¹	30.0%
Chlorimuron-Ethyl ²	10.3%
OTHER INGREDIENTS:	59.7%
TOTAL:	100.0%

¹2-[7-fluoro-3,4-dihydro-3-oxo-4-(2-propyryl)-2H-1,4-benzoxazin-6-yl]-4,5,6,7-tetrahydro-1H-indole-1,3(2H)-dione
²ethyl 2-[[[(4-chloro-6-methylpyrimidin-2-yl)amino]carbonyl]amino]sulfonyl]benzoate

Tigris Flumioxazin XLT is a water dispersible granule containing 40.3% active ingredient.

**KEEP OUT OF REACH OF CHILDREN
CAUTION**

Si usted no entiende la etiqueta, busque a alguien para que se la explique a usted en detalle.
 (If you do not understand the label, find someone to explain it to you in detail.)

FIRST AID

IF ON SKIN OR CLOTHING: Take off contaminated clothing. Rinse skin immediately with plenty of water for 15-20 minutes. Call a poison control center or doctor for treatment advice. **IF INHALED:** Move person to fresh air. If person is not breathing, call 911 or an ambulance, then give artificial respiration, preferably mouth-to-mouth, if possible. Call a poison control center or doctor for further treatment advice. **IF IN EYES:** Hold eye open and rinse slowly and gently with water for 15-20 minutes. Remove contact lenses, if present, after the first 5 minutes, then continue rinsing eye. Call a poison control center or doctor for treatment advice. **IF SWALLOWED:** Call a poison control center or doctor immediately for treatment advice. Have person sip a glass of water if able to swallow. **DO NOT** induce vomiting unless told to do so by the poison control center or doctor. **DO NOT** give anything by mouth to an unconscious person.

HOTLINE NUMBER: Have the product container or label with you when calling a poison control center or doctor, or going for treatment. For emergency information concerning this product, call your poison control center at 1-800-222-1222.

See label booklet for complete Precautionary Statements, Directions for Use, and Storage and Disposal.

EPA Reg. No. 92647-28

EPA Est. No. 11773-IA-001(V); 62171-MS-003(OP)

First letter(s) in the lot number correspond to letter(s) following the EPA Est. No.

Tigris Flumioxazin XLT is not manufactured, or distributed by Valent, seller of Valor® XLT.


TIGRIS™



Manufactured For:

Tigris, LLC
 P.O. Box 250
 10025 Hwy. 264 Alternate
 Middlesex, NC 27557

JOB 174416

PRECAUTIONARY STATEMENTS

HAZARDS TO HUMANS AND DOMESTIC ANIMALS

CAUTION

Harmful if absorbed through skin. Harmful if inhaled. Causes moderate eye irritation. Avoid contact with skin, eyes, or clothing. Avoid breathing dust or spray mist. Wash thoroughly with soap and water after handling and before eating, drinking, chewing gum, using tobacco, or using the toilet.

PERSONAL PROTECTIVE EQUIPMENT (PPE)

Applicators and other handlers must wear:

- Long-sleeved shirts and long pants
- Chemical-resistant gloves made of any waterproof material including polyethylene or polyvinyl chloride
- Shoes and socks

USER SAFETY REQUIREMENTS

Follow manufacturer's instructions for cleaning/maintaining PPE. If no such instructions for washables exist, use detergent and hot water. Keep and wash PPE separately from other laundry.

USER SAFETY RECOMMENDATIONS

Users should:

- Remove clothing immediately if pesticide gets inside. Then wash thoroughly and put on clean clothing.
- Remove PPE immediately after handling this product. Wash the outside of gloves before removing.

ENVIRONMENTAL HAZARDS

This product is toxic to non-target plants and aquatic invertebrates. **DO NOT** apply directly to water, to areas where surface water is present or to intertidal areas below the mean high-water mark. Drift or runoff may be hazardous to non-target plants and aquatic organisms in neighboring areas. **DO NOT** apply where runoff is likely to occur. **DO NOT** apply when weather conditions favor drift from treated areas. **DO NOT** contaminate water when disposing of equipment washwaters or rinsate.

Groundwater Advisory

Chlorimuron-ethyl is known to leach through soil into groundwater under certain conditions as a result of label use. This chemical may leach into groundwater if used in areas where soils are permeable, particularly where the water table is shallow.

Surface Water Advisory

This product may impact surface water quality due to runoff of rainwater. This is especially true for poorly draining soils and soils with shallow ground water. This product is classified as having high potential for reaching surface water via runoff for several months or more after application. A level, well-maintained vegetative buffer strip between areas to which this product is applied and surface water features including ponds, streams and springs will reduce the potential loading of chlorimuron-ethyl from runoff water and sediment. Runoff of this product will be greatly reduced by avoiding applications when rainfall or irrigation is expected to occur within 48 hours.

DIRECTIONS FOR USE

It is a violation of Federal law to use this product in a manner inconsistent with its labeling.

READ ENTIRE LABEL. USE STRICTLY IN ACCORDANCE WITH PRECAUTIONARY STATEMENTS AND DIRECTIONS, AND WITH APPLICABLE STATE AND FEDERAL REGULATIONS.

DO NOT apply this product in a way that will contact workers or other persons, either directly or through drift. Only protected handlers may be in the area during application. For any requirements specific to your State or Tribe, consult the agency responsible for pesticide regulation.

AGRICULTURAL USE REQUIREMENTS

Use this product only in accordance with its labeling and with the Worker Protection Standard, 40 CFR Part 170. This Standard contains requirements for the protection of agricultural workers on farms, forests, nurseries, and greenhouses, and handlers of agricultural pesticides. It contains requirements for training, decontamination, notification, and emergency assistance. It also contains specific statements on this label about personal protective equipment (PPE) and restricted-entry interval. The requirements in this box only apply to uses of this product that are covered by the Worker Protection Standard.

DO NOT enter or allow worker entry into treated areas during the restricted-entry interval (REI) of 12 hours.

PPE required for early entry to treated areas that is permitted under the Worker Protection Standard and that involves contact with anything that has been treated, including plants, soil, or water, is:

- Coveralls
- Chemical-resistant gloves made of any waterproof material
- Shoes plus socks

TANK MIXES

NOTICE: Tank mixing or use of this product with any other product which is not specifically and expressly authorized by the label shall be the exclusive risk of user, applicator and/or application advisor, to the extent allowed by applicable law. Read and follow the entire label of each product to be used in the tank mix with this product.

It is the pesticide user's responsibility to ensure that all products are registered for the intended use. Read and follow the applicable restrictions and limitations and directions for use on all product labels involved in tank mixing. Users must follow the most restrictive directions for use and precautionary statements of each product in the tank mixture.

RESISTANCE MANAGEMENT

Tigris Flumioxazin XLT is a Group 2 and a Group 14 herbicide. Any weed population may contain or develop plants naturally resistant to **Tigris Flumioxazin XLT** and other Group 2 and Group 14 herbicides. Weed species with acquired resistance to Group 2 and Group 14 herbicides may eventually dominate the weed population if Group 2 and Group 14 herbicides are used repeatedly in the same field or in successive years as the primary method of control for targeted species. This may result in partial or total loss of control of those species by **Tigris Flumioxazin XLT** or other Group 2 and Group 14 herbicides.

To delay herbicide resistance, consider:

- Avoiding the consecutive use of **Tigris Flumioxazin XLT** or other target site of action Group 2 and Group 14 herbicides that have a similar target site of action, on the same weed species.
- Using tank mixtures or premixes with herbicides from different target site of action Groups as long as the involved products are all registered for the same use, have different sites of action, and are both effective at the tank mix or prepack rate on the weed(s) of concern.
- Basing herbicide use on a comprehensive Integrated Pest Management (IPM) program.
- Monitoring treated weed populations for loss of field efficacy.
- Contacting your local extension specialist, certified crop advisors, and/or manufacturer for herbicide resistance management and/or integrated weed management directions for specific crops and resistant weed biotypes.
- For further information or to report suspected resistance, you may contact Tigris, LLC.

PRODUCT INFORMATION

Tigris Flumioxazin XLT is a selective herbicide for pre-emergence control of susceptible broadleaf weeds and suppression of certain annual grasses in soybeans. **Tigris Flumioxazin XLT** also offers control of certain emerged broadleaf weeds when applied as part of a burndown treatment. **Tigris Flumioxazin XLT** has two modes of action and rapidly inhibits the growth of susceptible weed species. Following application, susceptible weed species may germinate and emerge. Seedling weeds will then either turn brown and die shortly after being exposed to light, or will cease growing, turn yellow and then turn brown from the growing point out. Susceptible species usually **DO NOT** grow past the cotyledon stage before they die from either mode of action. Less susceptible species may remain green, but will be stunted and non-competitive.

RESTRICTIONS AND LIMITATIONS

- **DO NOT** apply this product when weather conditions favor spray drift from treated areas.
- **DO NOT** make more than one application of **Tigris Flumioxazin XLT** per year.
- **DO NOT** apply more than 5 oz. (0.094 lb. a.i.) of **Tigris Flumioxazin XLT** in a single application.
- **DO NOT** apply more than 5 oz. (0.094 lb. a.i.) of **Tigris Flumioxazin XLT** per acre during a year.
- **DO NOT** graze treated fields or feed treated forage or hay to livestock.
- **DO NOT** apply this product through any type of irrigation system.
- **DO NOT** use on soils with a composite pH of greater than 7.6.

PRECAUTIONS

- **DO NOT** tank mix **Tigris Flumioxazin XLT** with chloroacetamide-containing products including: fluthiamide, s-metolachlor, dimethenamid, dimethenamid-P or alachlor, unless directed by State 2(ee) or 24c labeling.
- **DO NOT** apply **Tigris Flumioxazin XLT** within 14 days before or after an application of an organophosphate insecticide on any soybean variety that is not Dupont™ STS® or STS/RR, as severe crop injury may occur.
- Prior to the emergence of any STS or STS/RR soybean variety, **Tigris Flumioxazin XLT** can be applied in a tank mixture with an organophosphate insecticide or applied following the application of an organophosphate insecticide.
- When applying by air, observe drift management restrictions and precautions listed under **Aerial Applications**.

ENVIRONMENTAL CONDITIONS AND BIOLOGICAL PERFORMANCE

Pre-Emergence Application

Important: Crop injury may occur from applications made to poorly drained soils under cool, wet conditions. Risk of crop injury can be minimized by not using on poorly drained soils, planting at least 1.5 inches deep and completely covering seeds with soil prior to pre-emergence applications.

Moisture is necessary to activate **Tigris Flumioxazin XLT** in soil for residual weed control. Dry weather following applications of **Tigris Flumioxazin XLT** may reduce effectiveness. However, when adequate moisture is received after dry conditions, **Tigris Flumioxazin XLT** will control susceptible germinating weeds.

When adequate moisture is not received after soil-applied treatments of **Tigris Flumioxazin XLT**, weed control may be improved by utilizing shallow cultivation. If weeds begin to emerge, irrigate (¼-inch of water) or cultivate uniformly with shallow-tillage equipment, including a rotary hoe, that will not damage the crop. Deep cultivation reduces the effectiveness of **Tigris Flumioxazin XLT** and must be avoided.

Burndown Application

For best results, **Tigris Flumioxazin XLT** must be applied to actively growing plants. Applying **Tigris Flumioxazin XLT** under conditions that **DO NOT** promote active weed growth will reduce herbicide effectiveness. **DO NOT** apply **Tigris Flumioxazin XLT** when weeds are under stress due to drought, excessive water, extremes in temperature, disease, or low humidity. Weeds under stress tend to become less susceptible to herbicidal action. **Tigris Flumioxazin XLT** is most effective when applied under sunny conditions at temperatures above 65°F.

Tigris Flumioxazin XLT is rainfast 1 hour after application. Applications must not be made if rain is expected within 1 hour of application or efficacy may be reduced.

Timing to Soybeans

Tigris Flumioxazin XLT may be applied up to 3 days after planting but before soybean emergence. Application after the soybeans emerge will result in severe crop injury. Select **Tigris Flumioxazin XLT** rate from Tables 1 or 2, according to anticipated weed spectrum.

Soil Characteristics

Application of **Tigris Flumioxazin XLT** to soils with high organic matter and/or high clay content may require a higher rate than soils with low organic matter and/or low clay content. Application to cloddy seedbeds can result in reduced weed control.

Herbicide Rate

Tigris Flumioxazin XLT rate for pre-emergence application, as well as when used as part of a burndown program, must be based upon soil characteristics and the most difficult-to-control weed species being targeted for pre-emergence control. Select the proper **Tigris Flumioxazin XLT** rate from Table 1. Table 2 list weeds that are suppressed by **Tigris Flumioxazin XLT**.

CARRIER VOLUME AND SPRAY PRESSURE

(Ground Equipment only. See Information for Aerial Equipment under "Aerial Applications".)

Pre-Emergence Application

To ensure uniform coverage, use 10 to 30 gals. of spray solution per acre for conventional tillage application. Nozzle selection must meet manufacturer's gallonage and pressure directions for pre-emergence herbicide application.

Burndown Application

To ensure thorough coverage in burndown applications, use 15 to 30 gals. of spray solution per acre. Use 20 to 30 gals. per acre if dense vegetation or heavy crop residue is present. Nozzle selection must meet manufacturer's gallonage and pressure directions for post-emergence herbicide application.

Adjuvant Requirements for Burndown

Burndown control of weeds from **Tigris Flumioxazin XLT** requires the addition of an agronomically approved adjuvant to the spray mixture. A crop oil concentrate (COC), which contains at least 15% emulsifiers and 80% oil, may be used when applying **Tigris Flumioxazin XLT** as part of a burndown program. Certain tank mixes and/or use patterns may require the use of a non-ionic surfactant (NIS) in place of a COC. The NIS must contain at least 80% active ingredient. Also, spray grade ammonium sulfate (AMS) may be added to the spray mixture along with either a COC or NIS to enhance weed control. The addition of AMS does not replace the need for COC or NIS. Mixing compatibility qualities must be verified by a jar test.

Adjuvant Rates for Burndown

COC at 1 to 2 pts./A or NIS at 0.25% v/v. The addition of spray grade AMS at 8.5 to 17 lbs. per 100 gals. of spray solution may be added in addition to the COC or NIS.

JAR TEST TO DETERMINE COMPATIBILITY OF ADJUVANTS AND TIGRIS FLUMIOXAZIN XLT

When using **Tigris Flumioxazin XLT** and an adjuvant, including in stale seed bed or reduced tillage situations, a jar test must be performed before mixing commercial quantities of **Tigris Flumioxazin XLT**, when using **Tigris Flumioxazin XLT** for the first time, when using new adjuvants or when a new water source is being used.

1. Add 1 pt. of the water to a quart jar. The water must be from the same source and temperature that will be used in the spray tank mixing operation.
2. Add 2 gms of **Tigris Flumioxazin XLT** to the quart jar, gently mix until product dissolves.
3. Add 60 ml (4 tbsp or 2 fl. oz.) of the COC to the quart jar, gently mix. If a NIS is being used in a tank mix, add 2.5 ml (½ tsp) of the NIS in place of the COC.
4. If AMS is being used, add 19 gms to the quart jar.
5. Place cap on jar, invert 10 times, let stand for 15 minutes, evaluate.
6. An ideal tank mix combination will be uniform and free of suspended particles. If any of the following conditions are observed the choice of adjuvant must be questioned:
 - a. Layer of oil or globules on the mixture's surface.
 - b. Flocculation: fine particles in suspension or as a layer on the bottom of the jar.
 - c. Clabbering: Thickening texture (coagulated) like gelatin.

SPRAYER PREPARATION AND CLEANUP

Before applying **Tigris Flumioxazin XLT**, start with clean, well maintained application equipment. The spray tank, as well as all hoses and booms, must be cleaned to ensure no residues from the previous spraying operation remain in the sprayer. Some pesticides, including the sulfonylurea and phenoxy herbicides, are active at very small amounts and can cause crop injury when applied to susceptible crops. The spray equipment must be cleaned according to the manufacturer's directions for the last product used before the equipment is used to apply **Tigris Flumioxazin XLT**.

Spray equipment, including mixing vessels and nurse tanks, must be cleaned each day following **Tigris Flumioxazin XLT** application. After **Tigris Flumioxazin XLT** is applied, the following steps must be used to clean the spray equipment:

1. Completely drain the spray tank, rinse the sprayer thoroughly, including the inside and outside of the tank and all in-line screens.
2. Fill the spray tank with clean water and flush all hoses, booms, screens, and nozzles.
3. Top off tank, add 1 gal. of 3% household ammonia (or equivalent) for every 100 gals. of water, circulate through sprayer for 5 minutes and then flush all hoses, booms, screens, and nozzles for a minimum of 15 minutes. If diaphragms are being used on the spray boom, loosen diaphragms before flushing the spray system, allowing cleaning solution to spray through the open diaphragm. If spray lines have any end caps, they must be loosened before flushing the system, allowing cleaning solution to spray through the loosened caps. To enhance removal of **Tigris Flumioxazin XLT** from the spray system, add a tank cleaner, in place of ammonia and allow the cleaning solution to remain in the pressurized spray system (spray tank, hoses and boom) for overnight before flushing the system for a minimum of 15 minutes.
4. Drain tank completely.
5. Add enough clean water to the spray tank to allow all hoses, booms, screens, and nozzles to be flushed for 2 minutes.
6. Remove all nozzles and screens and rinse them in clean water.

Spray equipment, including all tanks, hoses, booms, screens and nozzles, must be thoroughly cleaned before it is used to apply post-emergence pesticides. Equipment with **Tigris Flumioxazin XLT** residue remaining in the system may result in crop injury to the subsequently treated crop.

MIXING INSTRUCTIONS

1. Fill clean spray tank $\frac{1}{3}$ to $\frac{1}{2}$ of desired level with clean water.
2. While agitating, add the required amount of **Tigris Flumioxazin XLT**. Agitation must create a rippling or rolling action on the water surface. If tank mixing **Tigris Flumioxazin XLT** with other labeled herbicides, add water soluble bags first, followed by dry formulations, flowables, emulsifiable concentrates and then solutions. Prepare no more spray mixture than is required for the immediate spray operation.
3. Add any required adjuvants.
4. Fill spray tank to desired level with water. Agitation must continue until spray solution has been applied.
5. Mix only the amount of spray solution that can be applied the day of mixing. **Tigris Flumioxazin XLT** must be applied within 6 hours of mixing.

APPLICATION EQUIPMENT

Application equipment must be clean and in good repair. Nozzles must be uniformly spaced on boom and frequently checked for accuracy.

Broadcast Application

Apply **Tigris Flumioxazin XLT**, and **Tigris Flumioxazin XLT** tank mixes, with ground equipment using standard commercial sprayers equipped with flat fan or flood nozzles (pre-emergence applications only) designed to deliver the desired spray pressure and spray volume.

Band Application

When banding, use proportionately less water and **Tigris Flumioxazin XLT** per acre.

MANDATORY SPRAY DRIFT

Aerial Applications:

- **DO NOT** release spray at a height greater than 10 ft. above the vegetative canopy, unless a greater application height is necessary for pilot safety.
- For all applications, applicators are required to use a medium or coarser spray droplet size (ASABE S572.1).
- The boom length must not exceed 65% of the wingspan for airplanes or 75% of the rotor blade diameter for helicopters.
- Applicators must use $\frac{1}{2}$ swath displacement upwind at the downwind edge of the field.
- Nozzles must be oriented, so the spray is directed toward the back of the aircraft.
- **DO NOT** apply when wind speeds exceed 10 miles per hour at the application site.
- **DO NOT** apply during temperature inversions.

Ground Applications:

- Apply with the nozzle height directed by the manufacturer, but no more than 3 feet above the ground or crop canopy.
- For all applications, applicators are required to use a medium or coarser spray droplet size (ASABE S572.1).
- **DO NOT** apply when wind speeds exceed 10 miles per hour at the application site.
- **DO NOT** apply during temperature inversions.

Boom-less Ground Applications:

- Applicators are required to use a medium or coarser droplet size (ASABE S572.1) for all applications.
- **DO NOT** apply when wind speeds exceed 10 miles per hour at the application site.
- **DO NOT** apply during temperature inversions.

SPRAY DRIFT ADVISORIES

THE APPLICATOR IS RESPONSIBLE FOR AVOIDING OFF-SITE SPRAY DRIFT.

BE AWARE OF NEARBY NON-TARGET SITES AND ENVIRONMENTAL CONDITIONS.

IMPORTANCE OF DROPLET SIZE

An effective way to reduce spray drift is to apply large droplets. Use the largest droplets that provide target pest control. While applying larger droplets will reduce spray drift, the potential for drift will be greater if applications are made improperly or under unfavorable environmental conditions.

Controlling Droplet Size - Ground Boom

- **Volume** - Increasing the spray volume so that larger droplets are produced will reduce spray drift. Use the highest practical spray volume for the application. If a greater spray volume is needed, consider using a nozzle with a higher flow rate.
- **Pressure** - Use the lowest spray pressure directed for the nozzle to produce the target spray volume and droplet size.
- **Spray Nozzle** - Use a spray nozzle that is designed for the intended application. Consider using nozzles designed to reduce drift.

Controlling Droplet Size - Aircraft

- **Adjust Nozzles** - Follow nozzle manufacturers directions for setting up nozzles. To reduce fine droplets, nozzles should be oriented parallel with the airflow in flight.

BOOM HEIGHT - Ground Boom

Use the lowest boom height that is compatible with the spray nozzles that will provide uniform coverage. For ground equipment, the boom should remain level with the crop and have minimal bounce.

RELEASE HEIGHT - Aircraft

Higher release heights increase the potential for spray drift. When applying aurally to crops, **DO NOT** release spray at a height greater than 10 ft. above the crop canopy, unless a greater application height is necessary for pilot safety.

SHIELDED SPRAYERS

Shielding the boom or individual nozzles can reduce spray drift. Consider using shielded sprayers. Verify that the shields are not interfering with the uniform deposition of the spray on the target area.

TEMPERATURE AND HUMIDITY

When making applications in hot and dry conditions, use larger droplets to reduce effects of evaporation.

TEMPERATURE INVERSIONS

Drift potential is high during a temperature inversion. Temperature inversions are characterized by increasing temperature with altitude and are common on nights with limited cloud cover and light to no wind. The presence of an inversion can be indicated by ground fog or by the movement of smoke from a ground source or an aircraft smoke generator. Smoke that layers and moves laterally in a concentrated cloud (under low wind conditions) indicates an inversion, while smoke that moves upward and rapidly dissipates indicates good vertical air mixing. Avoid applications during temperature inversions.

WIND

Drift potential increases with wind speed. **AVOID APPLICATIONS DURING GUSTY WIND CONDITIONS.** Applicators need to be familiar with local wind patterns and terrain that could affect spray drift.

Boom-less Ground Applications:

Setting nozzles at the lowest effective height will help to reduce the potential for spray drift.

Handheld Technology Applications:

Take precautions to minimize spray drift.

CROP FAILURE

If the crop treated with **Tigris Flumioxazin XLT** is lost due to a catastrophe, including hail or other forms of inclement weather, soybeans can be replanted immediately.

ROTATIONAL RESTRICTIONS

Prior to using **Tigris Flumioxazin XLT**, consideration must be given to crop rotation plans. Crops other than soybeans may be extremely sensitive to low concentrations of **Tigris Flumioxazin XLT** remaining in the soil the next planting season. Choice of rotational crop is restricted following application of **Tigris Flumioxazin XLT**.

The following rotational crops may be planted after applying **Tigris Flumioxazin XLT** at the directed rate. Planting earlier than the directed rotational interval may result in crop injury.

Crop	Tigris Flumioxazin XLT Crop Rotational Interval in Months		
	Southern Region ¹		Midwest Region ²
	Soil pH less than 7.0	Soil pH 7.0 or greater	All soil pH
Soybean	Immediately	Immediately	Immediately
Barley, Ryegrass, Wheat, Winter Rye	4	4	4
Field Corn ³	10	18	10
Cotton	10	30	10
Rice	9	18	10
Tobacco (transplant)	10	18	10
Tomato (transplant)	12	18	12
Alfalfa	12	18	12
Clover	12	18	18
Dry Bean, Kidney Bean, Pea, Snap Bean	12	30	12
Sorghum	10	18	10
Cabbage, Cucumbers, Flax, Lentils, Mustards, Peanuts, Pumpkin, Sunflower, Sweet Corn, Watermelon	18	30	18
Canola (Rapeseed), Carrot, Onion, Potato, Sugar Beet, and any other crops listed	18	30	30

¹Southern Region includes the states of AL, AR, DE, FL, GA, KY, LA, MO, MS, NC, NJ, SC, TN, TX, VA, and WV.

²Midwest Region includes the states of IA (except Hamburg-Ida-Monona, Nicolett-Clarion, and Webster soils), IL, IN, KS, MI, MO (except bootheel), NE (fields South of Route 30 and East of Route 28), NY, OH, OK, PA, and WI (South of Interstate 90 between Lacrosse and Madison and South of Interstate 94 between Madison and Milwaukee).

³Field corn is defined to include only that corn grown for grain or silage, popcorn, and seed corn. However, because seed corn inbred lines may vary in their sensitivity to trace amounts of herbicide carryover, Tigris, LLC cannot warrant that seed corn can be re-cropped without damage or yield loss. User must seek the advice of their seed corn company agronomist regarding inbred sensitivity to herbicides prior to planting any inbred lines.

ADDITIONAL PRE-EMERGENCE BROADLEAF CONTROL

Tigris Flumioxazin XLT can be tank mixed with metribuzin, linuron, or pendimethalin for additional weed control.

ADDITIONAL PRE-EMERGENCE GRASS CONTROL

Tigris Flumioxazin XLT can be tank mixed with pendimethalin or Command[®] for additional grass control.

Read tank mix product label for rates and weeds controlled. Always read and follow label directions for all tank mix products before using. The most restrictive labeling of any tank mix product must be followed.

Tigris Flumioxazin XLT, when applied according to label use directions, will control the weeds listed in Table 1 and suppress the weeds listed in Table 2. This label makes no claims concerning control of other weed species.

Table 1. Broadleaf Weeds Controlled by Pre-Emergence Application of Tigris Flumioxazin XLT

Broadleaf Weed Species				
Section A				
Common Name	Scientific Name	Organic Matter	Soil Type	Tigris Flumioxazin XLT Rates
Bittercress, Hairy	<i>Cardamine hirsuta</i>	0.5 to 5%	All Soil Types	3.0 oz./A (0.056 lb. a.i.)
Carpetweed	<i>Mollugo verticillate</i>			
Chamomile				
German	<i>Matricaria recutita</i>			
Mayweed	<i>Anthemis cotula</i>			
Chickweed				
Common	<i>Stellaria media</i>			
Mouseear	<i>Cerastium vulgatum</i>			
Common Lambsquarters	<i>Chenopodium album</i>			
Common Purslane	<i>Portulaca oleracea</i>			
Copperleaf				
Hophornbeam	<i>Acalypha ostryifolia</i>			
Virginia	<i>Acalypha virginica</i>			
Dandelion	<i>Taraxacum officinale</i>			
Eclipta	<i>Eclipta prostrata</i>			
Evening Primrose, Cutleaf	<i>Oenothera laciniata</i>			
Florida Pusley	<i>Richardia scabra</i>			
Hairy Indigo	<i>Indigofera hirsute</i>			
Henbit	<i>Lamium amplexicaule</i>			
Kochia	<i>Kochia scoparia</i>			
Little Mallow	<i>Malva parviflora</i>			
Marestail/Horseweed	<i>Conyza canadensis</i>			
Mayweed	<i>Matricaria recutita</i>			
Mustard, Wild	<i>Brassica kaber</i>			
Nightshades				
Black	<i>Solanum nigrum</i>			
Eastern Black	<i>Solanum ptycanthum</i>			
Hairy	<i>Solanum sarcochaoides</i>			

(continued)

Table 1. Broadleaf Weeds Controlled by Pre-Emergence Application of Tigris Flumioxazin XLT (cont.)

Broadleaf Weed Species				
Section A (cont.)				
Common Name	Scientific Name	Organic Matter	Soil Type	Tigris Flumioxazin XLT Rates
Pigweeds		0.5 to 5%	All Soil Types	3.0 oz./A (0.066 lb. a.i.)
Redroot	<i>Amaranthus retroflexus</i>			
Smooth	<i>Amaranthus hybridus</i>			
Spiny Amaranth	<i>Amaranthus spinosus</i>			
Tumble	<i>Amaranthus albus</i>			
Prickly Sida (Teaweed)	<i>Sida spinosa</i>			
Puncturevine	<i>Tribulus terrestris</i>			
Purple Deadnettle	<i>Lamium purpureum</i>			
Redmaids	<i>Calandrinia ciliata</i> var. <i>Menziesii</i>			
Shepherd's Purse	<i>Capsella bursa-pastoris</i>			
Smallflower Morningglory	<i>Jacquemontia tamnifolia</i>			
Spotted Spurge	<i>Euphorbia maculata</i>			
Swinecress	<i>Coronopus didymus</i>			
Venice Mallow	<i>Hibiscus trionum</i>			
Section B				
All weeds listed in Section A plus				
Cocklebur, Common	<i>Xanthium strumarium</i>	0.5 to 3%	All Soil Types	4.0 oz./A (0.075 lb. a.i.)
Coffee Senna	<i>Cassia occidentalis</i>			
Florida Beggarweed	<i>Desmodium tortuosum</i>			
Hemp Sesbania	<i>Sesbania exaltata</i>			
Jimsonweed	<i>Datura stramonium</i>			
Morningglories				
Entireleaf	<i>Ipomoea hederacea</i> var. <i>Integriscula</i>			
Ivyleaf	<i>Ipomoea hederacea</i>			
Pitted	<i>Ipomoea lacunose</i>			
Tall	<i>Ipomoea purpurea</i>			

(continued)

Table 1. Broadleaf Weeds Controlled by Pre-Emergence Application of Tigris Flumioxazin XLT (cont.)

Broadleaf Weed Species				
SECTION B (cont.)				
All weeds listed in Section A plus				
Common Name	Scientific Name	Organic Matter	Soil Type	Tigris Flumioxazin XLT Rates
Palmar Amaranth	<i>Amaranthus palmeri</i>	3 to 5%	Coarse and Medium Soils (sandy loam, loamy sand, loamy silt-loam, silt, sandy clay, sandy clay loam)	5.0 oz./A (0.094 lb. a.i.)
Ragweed				
Common	<i>Ambrosia artemisiifolia</i>			
Giant	<i>Ambrosia trifida</i>			
Sicklepod	<i>Senna obtusifolia</i>			
Smartweeds				
Ladythumb	<i>Polygonum persicaria</i>			
Pennsylvania	<i>Polygonum pennsylvanicum</i>			
Tropic Croton	<i>Croton glandulosus</i>			
Sunflower, Common	<i>Helianthus annuus</i>			
Velvetleaf	<i>Abitilon theophrasti</i>			
Waterhemp				
Common	<i>Amaranthus rudis</i>			
Tall	<i>Amaranthus tuberculatus</i>			
Wild Poinsettia	<i>Euphorbia heterophylla</i>			

Table 2. Annual Grasses Suppressed by Pre-Emergence Application of Tigris Flumioxazin XLT

Grass Weed Species		
Common Name	Scientific Name	Tigris Flumioxazin XLT Rates
Signalgrass	<i>Brachiaria platyphylla</i>	3.0 to 5.0 oz./A (0.056 to 0.094 lb. a.i.)
Crabgrass, Large	<i>Digitaria sanguinalis</i>	
Barryardgrass	<i>Echinochloa crus-galli</i>	
Goosegrass	<i>Eleusine indica</i>	
Lovegrass, California	<i>Eragrostis diffusa</i>	
Panicums		
Fall	<i>Panicum dichotomiflorum</i>	
Texas	<i>Panicum texanum</i>	

MIDWEST REGION STATES SPECIFIC USE DIRECTIONS

TIGRIS FLUMIOXAZIN XLT MAY BE USED IN THE FOLLOWING MIDWESTERN STATES: IA (except Hamburg-Ida-Monona, Nicolett-Clarion and Webster soils), IL, IN, KS, MI, MO (except bootheel), NE (fields South of Route 30 and East of Route 281), NY, OH, OK, PA, and WI (South of Interstate 90 between Lacrosse and Madison and South of Interstate 94 between Madison and Milwaukee).

Restriction

- **DO NOT** apply additional chlorimuron-ethyl-containing herbicides to fields treated with **Tigris Flumioxazin XLT**.

Precautions

- On soils with a composite pH of 7 or less apply 2.5 to 5.0 oz./A (0.047 to 0.094 lb. a.i.) per year.
- On soils with a composite pH greater than 7, **DO NOT** apply more than 2.5 oz./A (0.047 lb. a.i.) of **Tigris Flumioxazin XLT** per year. **Tigris Flumioxazin XLT** at 2.5 oz./A (0.047 lb. a.i.) will provide suppression of the weeds listed in Table 1.
- **DO NOT** apply to soils with a history of nutrient deficiency, for example, iron chlorosis, as injury may occur.

SPRING BURNDOWN PROGRAM FOR MIDWEST REGION STATES

Precaution

- **DO NOT** perform any tillage operation after application or residual weed control will be reduced.

Timing to Weeds

Tigris Flumioxazin XLT, applied as part of a spring burndown program for midwest region states, may be used for pre-emergence weed control, as well as to assist in burndown of many annual and perennial weeds where soybeans will be planted. For control of emerged weeds, choose the most appropriate burndown tank mix partner from Table 3. For each **Tigris Flumioxazin XLT** tank mix partner listed, refer to tank mix product label(s) for specific directions for control of emerged weeds present, rotational restrictions, plant-back intervals, and adjuvant directions.

Table 3. Tank Mix Partners for Control of Emerged Weeds in Spring Burndown Program for Midwest Region States

Tank Mix Partners	Target Weeds ¹
2,4-D LVE	Dandelion Giant Ragweed Marestail/Horseweed
tribenuron-methyl + 2,4-D LVE	Chickweed Species
glyphosate	General Burndown
glyphosate + 2,4-D LVE	General Burndown
thifensulfuron-methyl	Lambsquarters
paraquat	Chickweed Henbit Marestail/Horseweed

¹Refer to tank mix product label(s) for specific directions for control of emerged weeds present, rotational restrictions, plant-back planting intervals, and adjuvant directions.

FALL BURNDOWN AND FALLOW SEEDBED PROGRAMS FOR MIDWEST REGION STATES

Restriction

- **DO NOT** apply to frozen or snow-covered soil.

Precautions

- **DO NOT** perform any tillage operation after application or residual weed control will be reduced.
- Abnormally warm or wet winters will reduce the length of weed control observed in the spring.

Timing to Weeds

Tigris Flumioxazin XLT, at 3.0 to 5.0 oz./A (0.056 to 0.094 lb. a.i.), can be used in the fall to provide residual weed control in fields that will be planted the following spring with soybeans. If weeds have emerged at the time of application, use **Tigris Flumioxazin XLT** in combination with a labeled burndown herbicide (Table 4). Application must be made no earlier than October 15th or when soil temperature falls below 50°F at a 2-inch depth to maintain residual weed control into the spring (May 1st) or up until planting, whichever comes first. Weeds controlled by residual activity are listed in Table 1. For each **Tigris Flumioxazin XLT** tank mix partner listed, refer to tank mix product label(s) for specific directions for control of emerged weeds present, rotational restrictions, plant-back intervals, and adjuvant directions.

Table 4. Tank Mix Partners for Control of Emerged Weeds in Fall Burndown and Fallow Seedbed Programs for Midwest Region States

Tank Mix Partners	Target Weeds ¹
2,4-D LVE	Cressleaf Groundsel Dandelion Henbit Marestail/Horseweed Purple Deadnettle Shepherd's Purse
2,4-D LVE + dicamba	Cressleaf Groundsel Dandelion Henbit Marestail/Horseweed Purple Deadnettle Shepherd's Purse
tribenuron + 2,4-D LVE	Chickweed Cressleaf Groundsel Dandelion Henbit Marestail/Horseweed Purple Deadnettle Shepherd's Purse
glyphosate	Annual Grasses Chickweed Cressleaf Groundsel Henbit Purple Deadnettle Shepherd's Purse
glyphosate + 2,4-D LVE	Annual Grasses Chickweed Cressleaf Groundsel Dandelion Henbit Marestail/Horseweed Purple Deadnettle Shepherd's Purse

¹Refer to tank mix product label(s) for specific directions for control of emerged weeds present, rotational restrictions, plant-back planting intervals, and adjuvant directions.

SOUTHERN REGION STATES SPECIFIC USE DIRECTIONS

TIGRIS FLUMIOXAZIN XLT MAY BE USED IN THE FOLLOWING SOUTHERN REGION STATES OF AL, AR, DE, FL, GA, KY, LA, MD, MO (boothel), MS, NC, NJ, SC, TN, TX, VA, and WV.

Precautions

- On soils with a composite pH of 7 or less apply 4.0 to 5.0 oz./A (0.075 to 0.094 lb. a.i.) of **Tigris Flumioxazin XLT**.
- On soils with a composite pH of greater than 7, **DO NOT** apply more than 4.0 oz./A (0.075 lb. a.i.) of **Tigris Flumioxazin XLT**.
- **DO NOT** apply additional chlorimuron-ethyl-containing herbicides to fields treated with **Tigris Flumioxazin XLT** at 3.0 oz./A (0.056 lb. a.i.), that have a soil pH of 7.0 or greater, except in the states of AL, AR, FL, GA, KY, LA, MS, MO (boothel), NC, SC, TN, and TX, where up to 0.5 oz./A (0.009 lb. a.i.) of chlorimuron may be applied.
- **DO NOT** apply to Black Belt soils in Alabama and Mississippi with a soil pH greater than 7.0 or a history of nutrient deficiency, for example, iron chlorosis, as injury may occur.

SPRING BURNDOWN PROGRAM FOR SOUTHERN REGION STATES

Precaution

- **DO NOT** perform any tillage operation after application or residual weed control will be reduced.

Timing to Weeds

Tigris Flumioxazin XLT, applied as part of a spring burndown program for southern region states, may be used for pre-emergence weed control, as well as to assist in burndown of many annual and perennial weeds where soybeans will be planted. For control of emerged weeds, choose the most appropriate burndown tank mix partner from Table 5. For each **Tigris Flumioxazin XLT** tank mix partner listed, refer to tank mix product label(s) for specific directions for control of emerged weeds present, rotational restrictions, plant-back intervals, and adjuvant directions.

Table 5. Tank Mix Partners for Control of Emerged Weeds in Spring Burndown Program for Southern Region States

Tank Mix Partners	Target Weeds ¹
2,4-D LVE	Dandelion Giant Ragweed Marestail/Horseweed
dicamba	Marestail/Horseweed
tribenuron-methyl + 2,4-D LVE	Chickweed Species
glyphosate	General Burndown
glyphosate + 2,4-D LVE	General Burndown
thifensulfuron-methyl	Lambsquarters
paraquat	Chickweed Henbit

¹Refer to tank mix product label(s) for specific directions for control of emerged weeds present, rotational restrictions, plant-back planting intervals, and adjuvant directions.

FALL BURNDOWN AND FALLOW SEEDBED PROGRAMS FOR SOUTHERN REGION STATES

Restriction

- **DO NOT** apply to frozen or snow-covered soil.

Precautions

- **DO NOT** perform any tillage operation after application or residual weed control will be reduced.
- Abnormally warm or wet winters will reduce the length of weed control observed in the spring.

Timing to Weeds

Tigris Flumioxazin XLT, at 3.0 to 5.0 oz./A (0.056 to 0.094 lb. a.i.), can be used in the fall to provide residual weed control in fields that will be planted the following spring with soybeans. If weeds have emerged at the time of application, use **Tigris Flumioxazin XLT** in combination with a labeled burndown herbicide (Table 6). Application must be made no earlier than November 15th or when soil temperature falls below 50°F at a 2-inch depth to maintain residual weed control into the spring (April 1st) or up until planting, whichever comes first. Weeds controlled by residual activity are listed in Table 1. For each **Tigris Flumioxazin XLT** tank mix partner listed, refer to tank mix product label(s) for specific directions for control of emerged weeds present, rotational restrictions, plant-back intervals, and adjuvant directions.

Table 6. Tank Mix Partners for Control of Emerged Weeds in Fall Burndown and Fallow Seedbed Programs for Southern Region States

Tank Mix Partners	Target Weeds ¹
2,4-D LVE	Cressleaf Groundsel Dandelion Henbit Marestail/Horseweed Purple Deadnettle Shepherd's Purse
2,4-D LVE + dicamba	Cressleaf Groundsel Dandelion Henbit Marestail/Horseweed Purple Deadnettle Shepherd's Purse
dicamba	Cressleaf Groundsel Dandelion Henbit Marestail/Horseweed Purple Deadnettle Shepherd's Purse
glyphosate	Annual Grasses Chickweed Cressleaf Groundsel Henbit Purple Deadnettle Shepherd's Purse
glyphosate + 2,4-D LVE	Annual Grasses Chickweed Cressleaf Groundsel Dandelion Henbit Marestail/Horseweed Purple Deadnettle Shepherd's Purse

¹Refer to tank mix product label(s) for specific directions for control of emerged weeds present, rotational restrictions, plant-back planting intervals, and adjuvant directions.

STORAGE AND DISPOSAL

DO NOT contaminate water, food or feed by storage or disposal.

STORAGE: Store in a tightly closed container in a cool, dry place. Store in original container and out of reach of children, preferably in a locked storage area.

PESTICIDE DISPOSAL: Pesticide spray mixture or rinseate that cannot be used must be disposed of in a landfill approved for pesticides. Improper disposal of excess pesticide spray mixture or rinseate is a violation of Federal law. If these wastes cannot be disposed of by the use according to label instructions, contact your State Pesticide or Environmental Control Agency or the Hazardous Waste representative at the nearest EPA Regional Office for guidance.

CONTAINER HANDLING:

Bag: Nonrefillable bag. **DO NOT** reuse or refill the bag. Completely empty bag into application equipment. Then dispose of empty bag in a sanitary landfill or by incineration, or, if allowed by State and local authorities, by burning. If burned, stay out of smoke.

Plastic Container: Nonrefillable container. **DO NOT** reuse or refill this container. Triple rinse container (or equivalent) promptly after emptying. Triple rinse as follows: Empty the remaining contents into application equipment or a mix tank. Fill the container $\frac{1}{4}$ full with water and recap. Shake for 10 seconds. Pour rinseate into application equipment or a mix tank or store rinseate for later use or disposal. Drain for 10 seconds after the flow begins to drip. Repeat this procedure two more times. Then offer for recycling if available or puncture and dispose of in a sanitary landfill, or by incineration, or by other procedures allowed by State and local authorities.

CONDITION OF SALE AND LIMITATION OF WARRANTY AND LIABILITY

NOTICE: Read the entire Directions for Use and Conditions of Sale and Limitation of Warranty and Liability before buying or using this product. If the terms are not acceptable, return the product at once, unopened, and the purchase price will be refunded.

The Directions for Use of this product must be followed carefully. It is impossible to eliminate all risks inherently associated with the use of this product. Ineffectiveness or other unintended consequences may result because of such factors as manner of use or application, weather, presence of other materials or other influencing factors in the use of the product, which are beyond the control of Tigris, LLC or Seller. To the extent consistent with applicable law, all such risks shall be assumed by Buyer and User, and Buyer and User agree to hold Tigris, LLC and Seller harmless for any claims relating to such factors.

Tigris, LLC warrants that this product conforms to the chemical description on the label and is reasonably fit for the purposes stated in the Directions for Use, subject to the inherent risks referred to above, when used in accordance with directions under normal use conditions. This warranty does not extend to the use of this product contrary to label instructions, or under abnormal conditions or under conditions not reasonably foreseeable to or beyond the control of Seller or Tigris, LLC, and Buyer and User assume the risk of any such use. **TO THE EXTENT CONSISTENT WITH APPLICABLE LAW, TIGRIS, LLC MAKES NO WARRANTIES OF MERCHANTABILITY OR OF FITNESS FOR A PARTICULAR PURPOSE NOR ANY OTHER EXPRESS OR IMPLIED WARRANTY EXCEPT AS STATED ABOVE.**

To the extent consistent with applicable law, neither Tigris, LLC nor Seller shall be liable for any incidental, consequential, or special damages resulting from the use or handling of this product. **TO THE EXTENT CONSISTENT WITH APPLICABLE LAW, THE EXCLUSIVE REMEDY OF THE USER OR BUYER, AND THE EXCLUSIVE LIABILITY OF TIGRIS, LLC AND SELLER FOR ANY AND ALL CLAIMS, LOSSES, INJURIES OR DAMAGES (INCLUDING CLAIMS BASED ON BREACH OF WARRANTY, CONTRACT, NEGLIGENCE, TORT, STRICT LIABILITY OR OTHERWISE) RESULTING FROM THE USE OR HANDLING OF THIS PRODUCT, SHALL BE THE RETURN OF THE PURCHASE PRICE OF THE PRODUCT OR, AT THE ELECTION OF TIGRIS, LLC OR SELLER, THE REPLACEMENT OF THE PRODUCT.**

Tigris, LLC and Seller offer this product, and Buyer and User accept it, subject to the foregoing Conditions of Sale and Limitation of Warranty and Liability, which may not be modified except by written agreement signed by a duly authorized representative of Tigris, LLC.

Tigris Flumioxazin XLT is a trademark of Tigris, LLC.

Valor® XLT is a registered trademark of Valent U.S.A. Corporation.

All trademarks are the property of their respective owners.

NET CONTENTS: 6 lbs.

FLUMIOXAZIN	GROUP 14	HERBICIDE
CHLORIMURON-ETHYL	GROUP 2	HERBICIDE

TIGRIS[®] Flumioxazin XLT[™]

Herbicide

Contains flumioxazin and chlorimuron-ethyl,
the active ingredients used in Valor[®] XLT.

For Weed Control In Soybeans

ACTIVE INGREDIENTS:	(% by weight)
Flumioxazin ¹	30.0%
Chlorimuron-Ethyl ²	10.3%
OTHER INGREDIENTS:	59.7%
TOTAL:	100.0%

¹2-[1-fluoro-3,4-dihydro-3-oxo-4-(2-propenyl)-2H-1,4-benzoxazin-6-yl]-4,5,6,7-tetrahydro-1H-isindole-1,3(2H)-dione

²Ethyl 2-[[[4-chloro-6-methylpyrimidin-2-yl)amino]carbonyl]amino]sulfonate

Tigris Flumioxazin XLT is a water dispersible granule containing 40.3% active ingredient.

KEEP OUT OF REACH OF CHILDREN CAUTION

Si usted no entiende la etiqueta, busque a alguien para que se la explique a usted en detalle.
(If you do not understand the label, find someone to explain it to you in detail.)

FIRST AID

IF ON SKIN OR CLOTHING: Take off contaminated clothing. Rinse skin immediately with plenty of water for 15-20 minutes. Call a poison control center or doctor for treatment advice. **IF INHALED:** Move person to fresh air. If person is not breathing, call 911 or an ambulance, then give artificial respiration, preferably mouth-to-mouth, if possible. Call a poison control center or doctor for further treatment advice. **IF IN EYES:** Hold eye open and rinse slowly and gently with water for 15-20 minutes. Remove contact lenses, if present, after the first 5 minutes, then continue rinsing eye. Call a poison control center or doctor for treatment advice. **IF SWALLOWED:** Call a poison control center or doctor immediately for treatment advice. Have person sip a glass of water if able to swallow. **DO NOT** induce vomiting unless told to do so by the poison control center or doctor. **DO NOT** give anything by mouth to an unconscious person.

HOTLINE NUMBER: Have the product container or label with you when calling a poison control center or doctor, or going for treatment. For emergency information concerning this product, call your poison control center at 1-800-222-1222.

See label booklet for complete Precautionary Statements and Directions for Use.

PRECAUTIONARY STATEMENTS HAZARDS TO HUMANS AND DOMESTIC ANIMALS CAUTION

Harmful if absorbed through skin. Harmful if inhaled. Causes moderate eye irritation. Avoid contact with skin, eyes, or clothing. Avoid breathing dust or spray mist. Wash thoroughly with soap and water after handling and before eating, drinking, chewing gum, using tobacco, or using the toilet.

ENVIRONMENTAL HAZARDS

This product is toxic to non-target plants and aquatic invertebrates. **DO NOT** apply directly to water, to areas where surface water is present or to intertidal areas below the mean high-water mark. Drift or runoff may be hazardous to non-target plants and aquatic organisms in neighboring areas. **DO NOT** apply where runoff is likely to occur. **DO NOT** apply when weather conditions favor drift from treated areas. **DO NOT** contaminate water when disposing of equipment washwaters or rinsate.

STORAGE AND DISPOSAL

DO NOT contaminate water, food or feed by storage or disposal.

STORAGE: Store in a tightly closed container in a cool, dry place. Store in original container and out of reach of children, preferably in a locked storage area.

PESTICIDE DISPOSAL: Pesticide spray mixture or rinsate that cannot be used must be disposed of in a landfill approved for pesticides. Improper disposal of excess pesticide spray mixture or rinsate is a violation of Federal law. If these wastes cannot be disposed of by the use according to label instructions, contact your State Pesticide or Environmental Control Agency or the Hazardous Waste representative at the nearest EPA Regional Office for guidance.

CONTAINER HANDLING:

Bag: Nonrefillable bag. **DO NOT** reuse or refill the bag. Completely empty bag into application equipment. Then dispose of empty bag in a sanitary landfill or by incineration, or, if allowed by State and local authorities, by burning. If burned, stay out of smoke.

Plastic Container: Nonrefillable container. **DO NOT** reuse or refill this container. Triple rinse container (or equivalent) promptly after emptying. Triple rinse as follows: Empty the remaining contents into application equipment or a mix tank. Fill the container 1/4 full with water and recap. Shake for 10 seconds. Pour rinsate into application equipment or a mix tank or store rinsate for later use or disposal. Drain for 10 seconds after the flow begins to drip. Repeat this procedure two more times. Then offer for recycling if available or puncture and dispose of in a sanitary landfill, or by incineration, or by other procedures allowed by State and local authorities.

EPA Reg. No. 92647-28
EPA Est. No. 11773-1A-001(V);
62171-MS-003(OP)

First letter(s) in the lot number
correspond to letter(s) following
the EPA Est. No.

Manufactured For:
Tigris, LLC
P.O. Box 250
10025 Hwy 264 Alternate
Middlesex, NC 27557

Tigris Flumioxazin XLT is not manufactured, or distributed by Valent, seller of Valor[®] XLT.

PEEL BACK BOOK HERE

460532-1020

PF 174416

PROOF

THIS PROOF IS TO BE CHECKED FOR ACCURACY

Please review and approve **Text, Spelling, Copy Placement, Size, Shape, Colors** and **Dieline**.

Authorized signature accepts responsibility for accuracy of all copy, color break and artwork. Cimarron Label is not liable for any discrepancies subsequently identified.

PLEASE NOTE: Due to color variance between printers/monitors, the colors represented by this proof cannot be deemed accurate. Please refer to a color matching system such as the Pantone Matching System for a truer representation of spot colors.





THIS PROOF IS NOT ACCURATE FOR COLOR-MATCH.

Dieline does not print.

 **Cimarron Label**

Experts in Extended Text Labeling

4201 North Westport Ave. • Sioux Falls, SD 57107
Phone: (605) 978-0451 • Fax: (605) 978-0463

DATE	JOB NUMBER	CUSTOMER
10-26-20	174416	PRIME SOURCE
LABEL SIZE	BOOKLET SIZE	
5.0" X 5.5"	4.75" X 4.5"	
LABEL COLORS	BOOKLET OUTSIDE COLORS	BOOKLET INSIDE COLORS
 BLK	 BLK  7462	 BLK
PATTERN VARNISH: <input checked="" type="checkbox"/> YES <input type="checkbox"/> NO		

Form: CS 006B - 3/29/2017

ARTWORK IS APPROVED

REVISED PROOF NEEDED

**WE CANNOT PROCESS
THIS ORDER WITHOUT AN
AUTHORIZED SIGNATURE**

Signed _____ Date _____